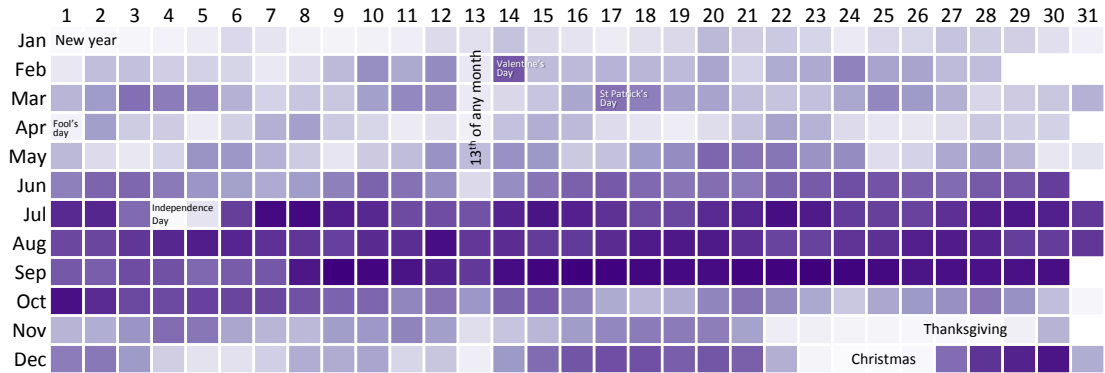


BIRTHDAYS IN THE US AND IN INDIA

This visualisation shows the **popularity of birthdays in the US** between 1973 – 1999. Dark colours indicate more popular birthdays. Light colours are less popular.

It's interesting that there are **fewer births on holidays** – almost as if doctors and hospitals do not wish to be disturbed during these days. Since 60% of the births in this period were C-sections, this does offer some flexibility.

But it's the parents too. Notice how **fewer children are born on the 13th** of any month? Superstition, perhaps? April 1st appears to be a day to avoid too, while Feb 14th – Valentine's Day – is a favourite.



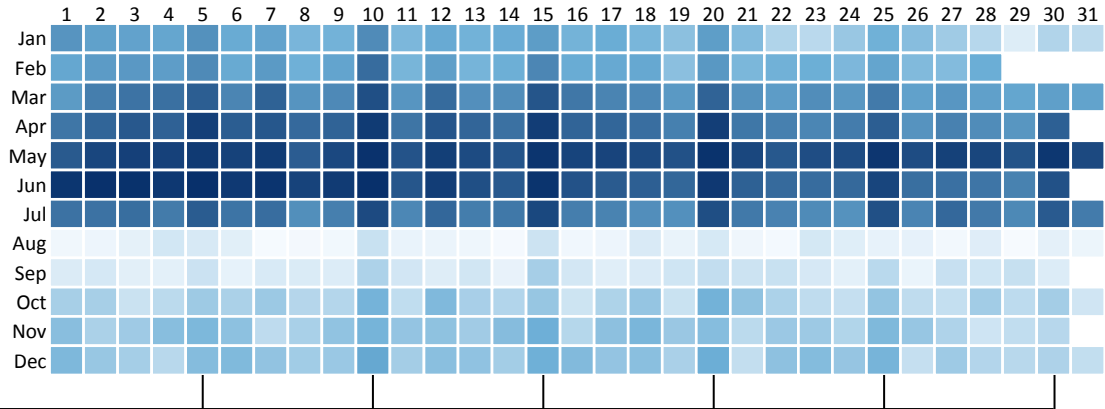
U.S. Birthdays

Most birthdays are in Jul – Sep, roughly 9 months after the winter holidays

Shown alongside is the **popularity of birthdays in India** between 2007 – 2012, for about 10 million students. Dark colours indicate more popular birthdays. Light colours are less popular.

We see a very different pattern here. Almost **no one is born in August**. A lot of births are also clustered around the months of May and June, just before schools open – and given that this data is based on school records, perhaps there is reason to suspect that these numbers are faked.

It's also suspicious that a surprisingly large number of people have birthdays on the 5th, the 10th, the 15th, the 20th etc of the month. Perhaps, when faking numbers, **it is easier to fake round numbers**.



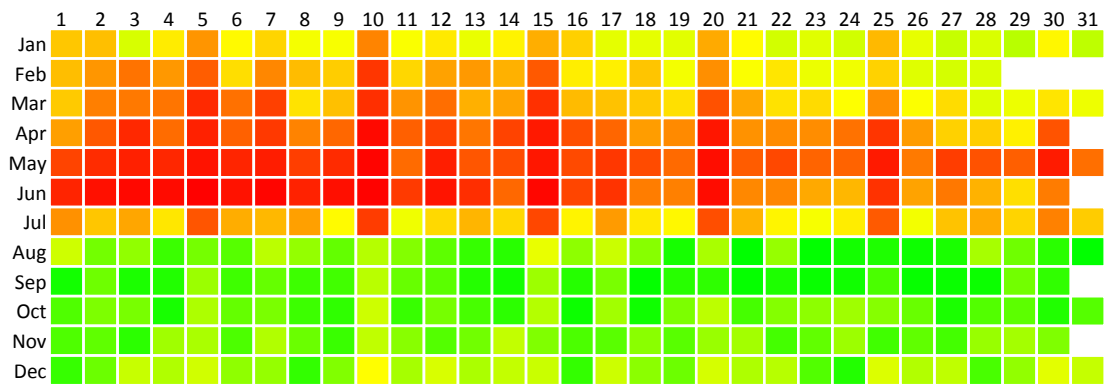
Indian Birthdays

Most birthdays are in Apr-June, while almost no one is born in August.

This rush to get children into school has an adverse impact on their marks. You can see that those "born" on the 5th, the 10th, the 15th, etc have lower marks – most likely because these are younger children who have been taken to school earlier than their peers.

Similarly, those "born" in the first half of May have relatively lower marks. June the 1st is a particularly bad day. This is the most common birthday according to the records. (More common than Jan 1st, which is the second most common.) It also has the lowest marks on average.

Source: Tamil Nadu & Karnataka State Board examination results, 2006 - 2012



Indian Marks

Those "born" just before school opens seem to have lower marks