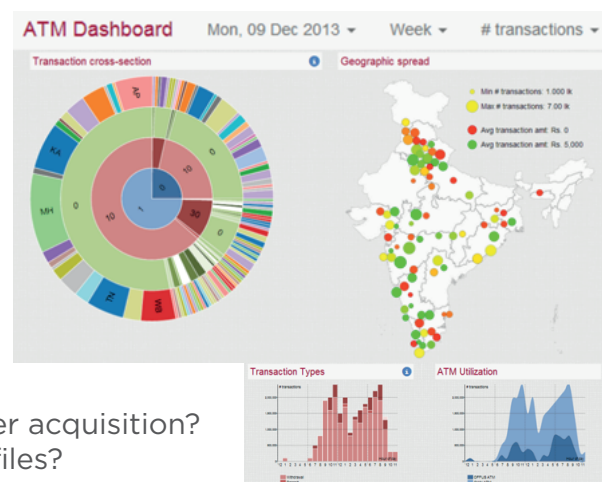




BANKING AND FINANCIAL SERVICES

Gramener helps several Banking & Financial market customers with various aspects of their business – be it branch operations, services delivery, customer retention or sales & marketing efforts. From dynamic and voluminous data, Gramener helps these giants to solve and communicate specific answers to the following questions.

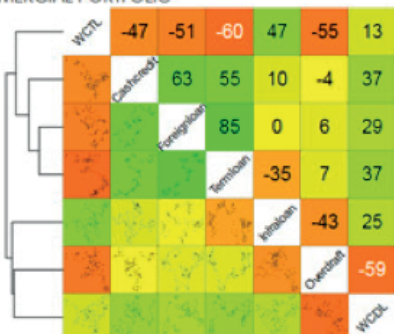
- Which are the most effective channels of customer acquisition?
- How does credit risk correlate with customer profiles?
- Which geography and segments are most prone as NPA?
- What is the effectiveness of my employees, across functions and roles?
- What are the cross selling opportunities?
- Are the penetration of ATMs enough and how is the demand?
- Which loan segments are most profitable and least risky?



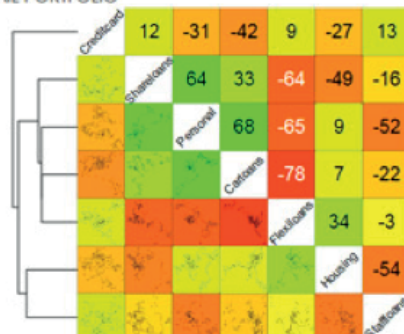
Gramener analyses, predicts and visualizes large volumes of information in enterprise and external data to come up with crisp, intuitive and actionable insights.

Portfolio of Products

COMMERCIAL PORTFOLIO



RETAIL PORTFOLIO



Our Banking module has a set of pre-built analytical models and visualisation charts that cover your business KPIs from an end-to-end perspective. This can be readily deployed and rolled out enterprise-wide with minimal lead-time.

CLIENT SUCCESS STORIES

- Gramener helped leading Global provider of Investor Communications to analyse and visualize Transcript analysis to predict company focus, board preparedness for analyst meetings.
- Gramener helped Retail operations of a large Indian bank to Cross-sell products, improve ATM Utilization, enhance Employee productivity



OUR CLIENTS INCLUDE

- Banking & Securities firms
- Asset Management firms
- Audit & Regulatory companies
- Insurance companies
- Investor Communication companies

WHAT WE OFFER


Platform - Create your own templates with our platform & visual components

Custom apps - Hire us to build your domain-specific templates as an application

Tools - End-user exploratory tools to answer specific business problems


Automated Analysis

Visualisations created automatically based on unsupervised analysis



Visual Exploration

Hosted visuals link summaries with underlying raw data



Annotations

Allowing users to graphically comment on visuals and share them



Mobile/tablet ready

Generate native output for Android, iOS, Microsoft Office, videos, etc



CONTACT

contact@gramener.com

www.gramener.com

+91 40 6454 5009

