


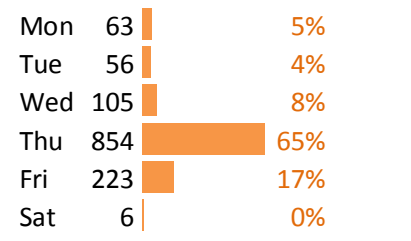
TOTAL DECISIONS (CABINET + CCEA* + CCI**)

* CCEA: Cabinet Committee on Economic Affairs
 ** CCI: Cabinet Committee on Infrastructure



UPA's best cabinet performance was last Friday, with a record 23 decisions taken in a single day, including some long pending key reform measures.

The only other such times were Feb 23, 2008 (28 decisions) & Dec 26, 2008 (23 decisions).



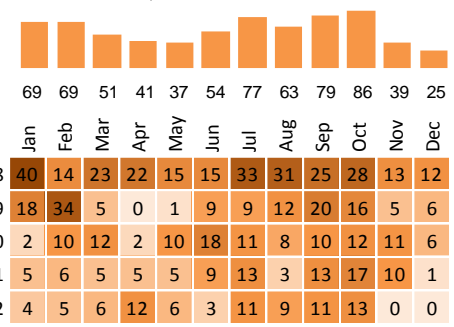
Nearly two-thirds of decisions are taken on Thursday sessions, which is also visible on the calendar alongside.

CABINET DECISIONS

A total of 690 Cabinet decisions were taken since 2008.

690
decisions

October is the most productive month, with 86 decisions.



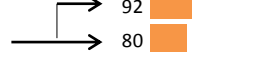
2008, the year the year the Indo-US nuclear deal was linked, was UPA's most productive with 271 decisions.



2010 was the UPA's the most productive year in their second tenure, with 112 decisions.



The Cabinet took 172 decisions in the last 2 years

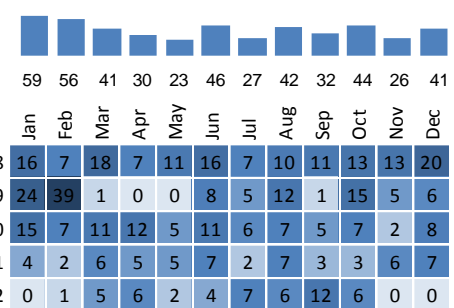


CCEA DECISIONS

The Cabinet Committee on Economic Affairs has taken 467 decisions since 2008.

467
decisions

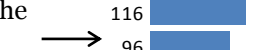
January & February are the most productive with over 50 decisions



Again, 2008 was the UPA's most productive year.



The number of decisions has steadily declined over the years. UPA's second term began with 96 decisions...



... which has fallen to 57 and 49 in 2011 and 2012.



